

Community Profile: Town of Bradford West Gwillimbury

April, 2023




ECONOMY OVERVIEW



Population, Age, Average Income and Wage

POPULATION



2016¹
35,325

2021¹
42,880

2051(Forecasted)²
83,470

AVERAGE HOUSEHOLD INCOME



2015¹
\$105,218

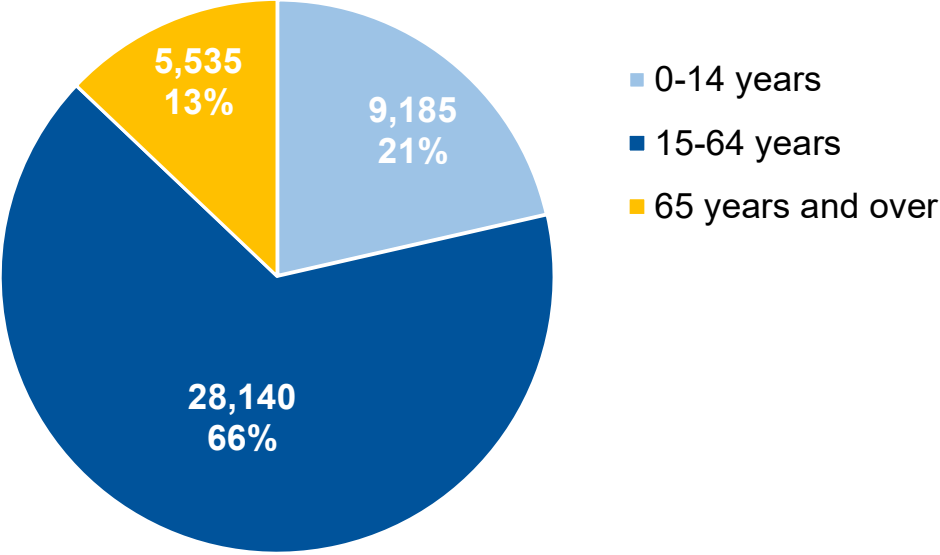
2020¹
\$128,880

AVERAGE WAGE



2021³
\$48,537
(82% of national average)

AGE GROUPS (2021) ¹



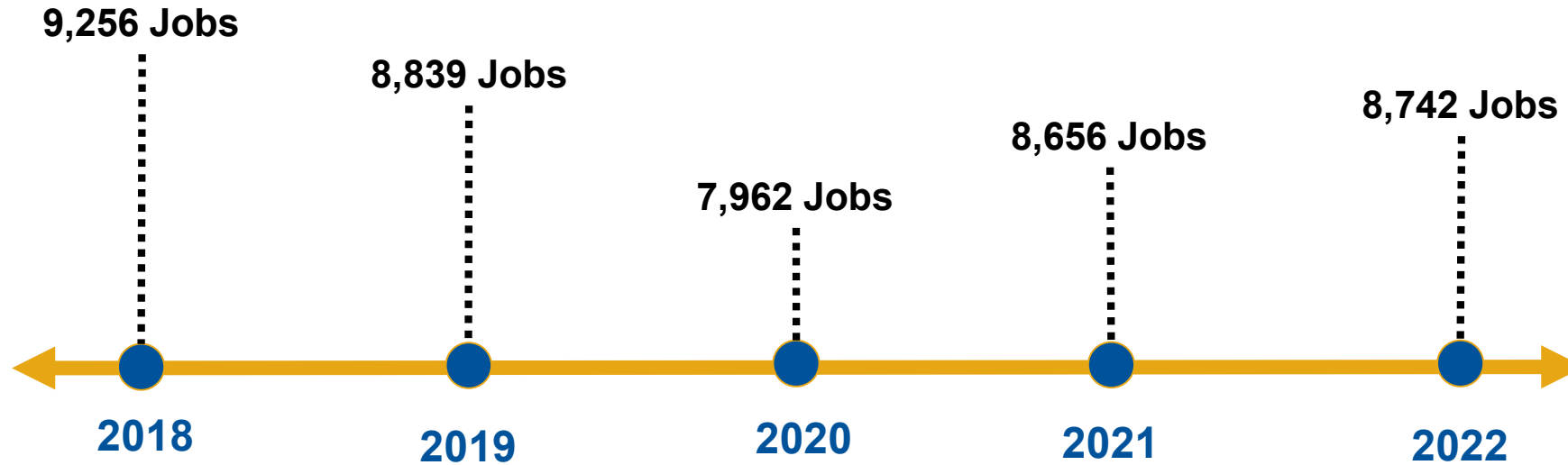
Sources: 1) 2016, 2021Census

2) Growth Forecasts and Land Needs Assessment, Prepared by Hemson for the County of Simcoe, March 31, 2022

3) EMSI Analyst. Dataset 2022.3. Industry Overview. Demographic Overview



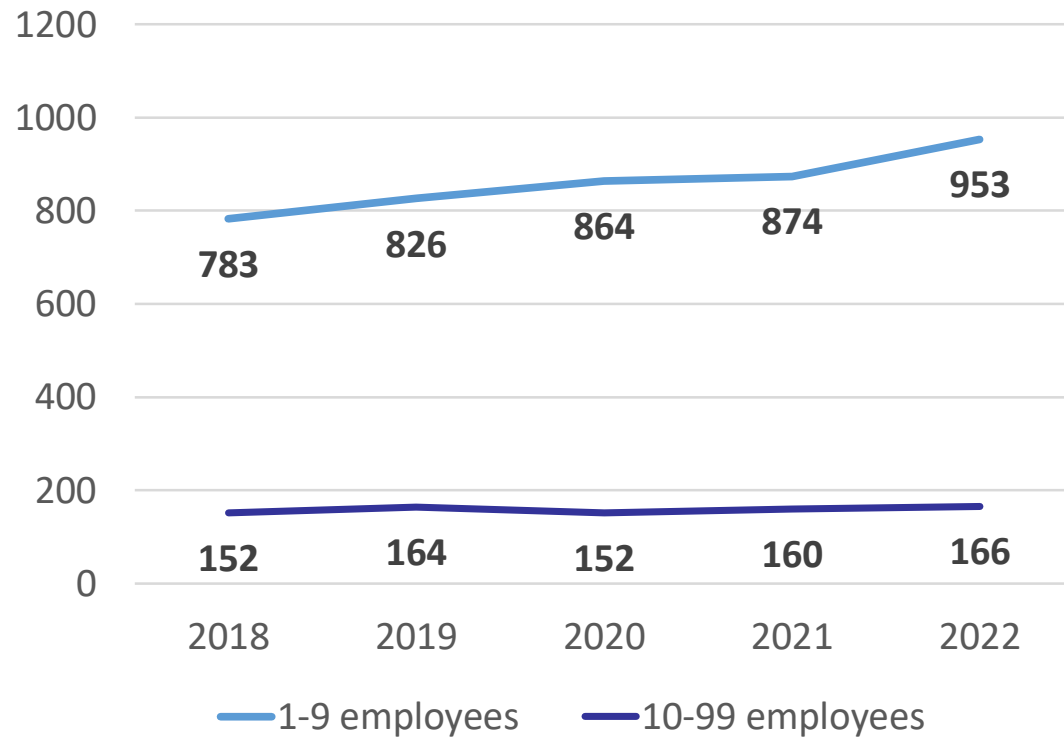
Local Job Trends



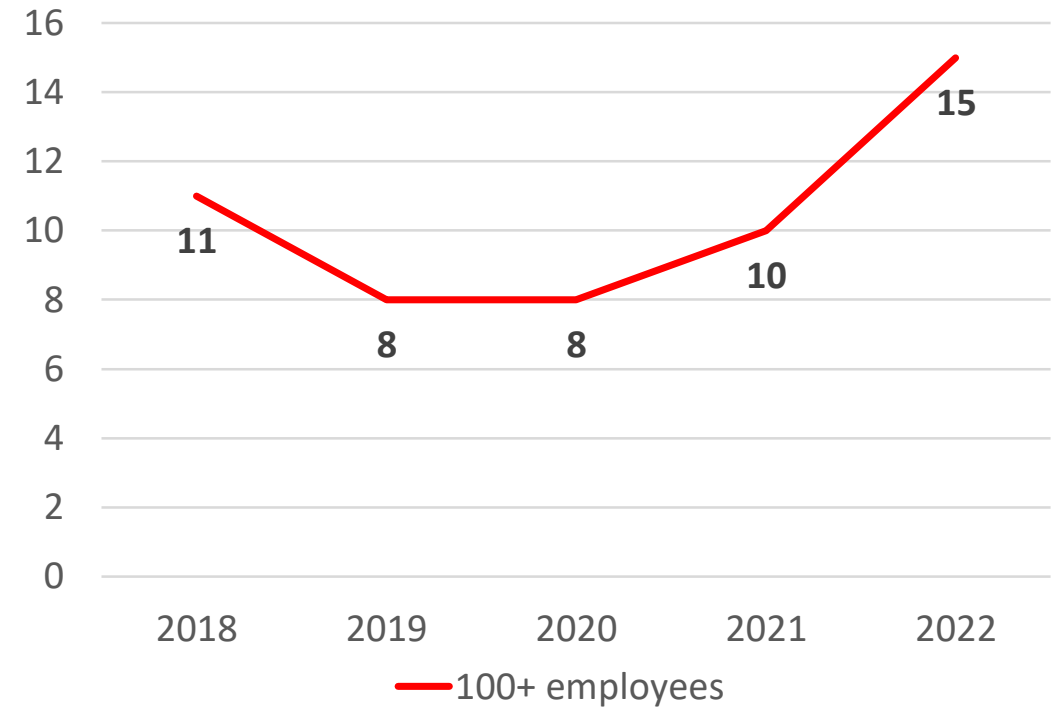
16% from 2020-2022

Number of Employers 2018-2022

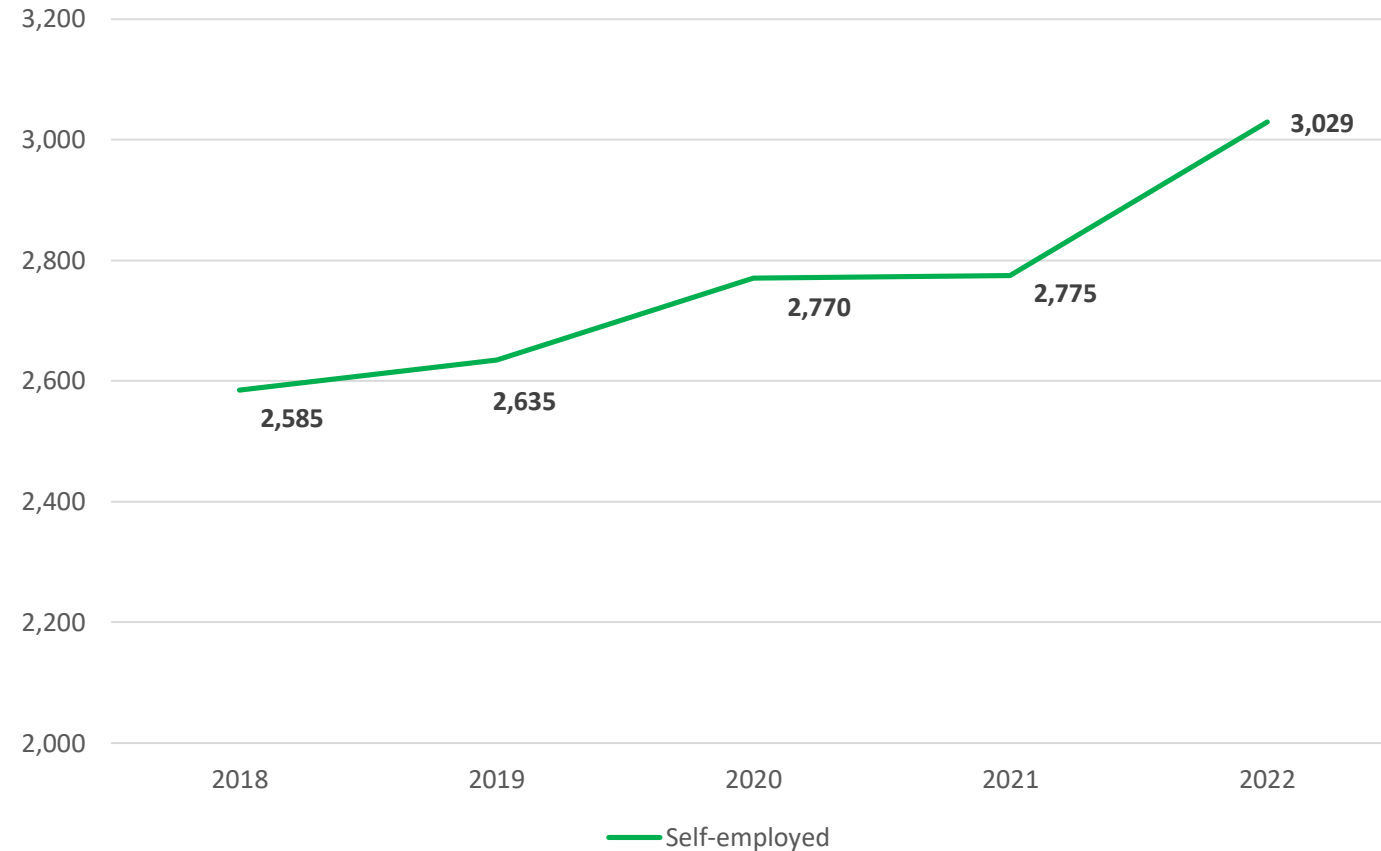
Employers with 1-99 employees



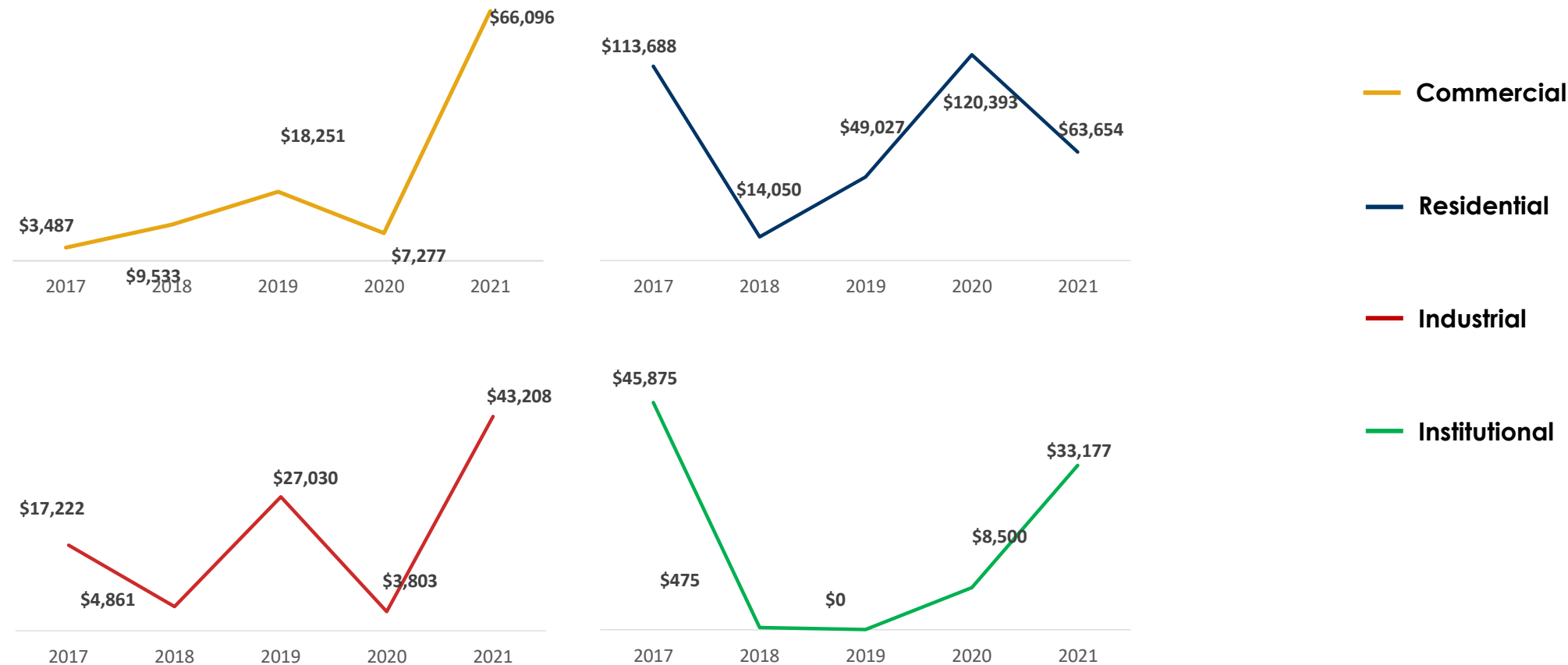
Employers with 100+ employees



Number of Self-Employed Businesses 2018-2022




2017 – 2021 Building Permits Value (\$000)



Source: Community Data: Building Permits (Pulled from Statistics Canada, 2017-2021 Building Permits), Building Permit Data from Municipality

2021 Building Permits Value

COMMERCIAL




\$66 million

RESIDENTIAL



\$63.7 million
211 new units

INDUSTRIAL



\$43.2 million

INSTITUTIONAL




\$33.1 million

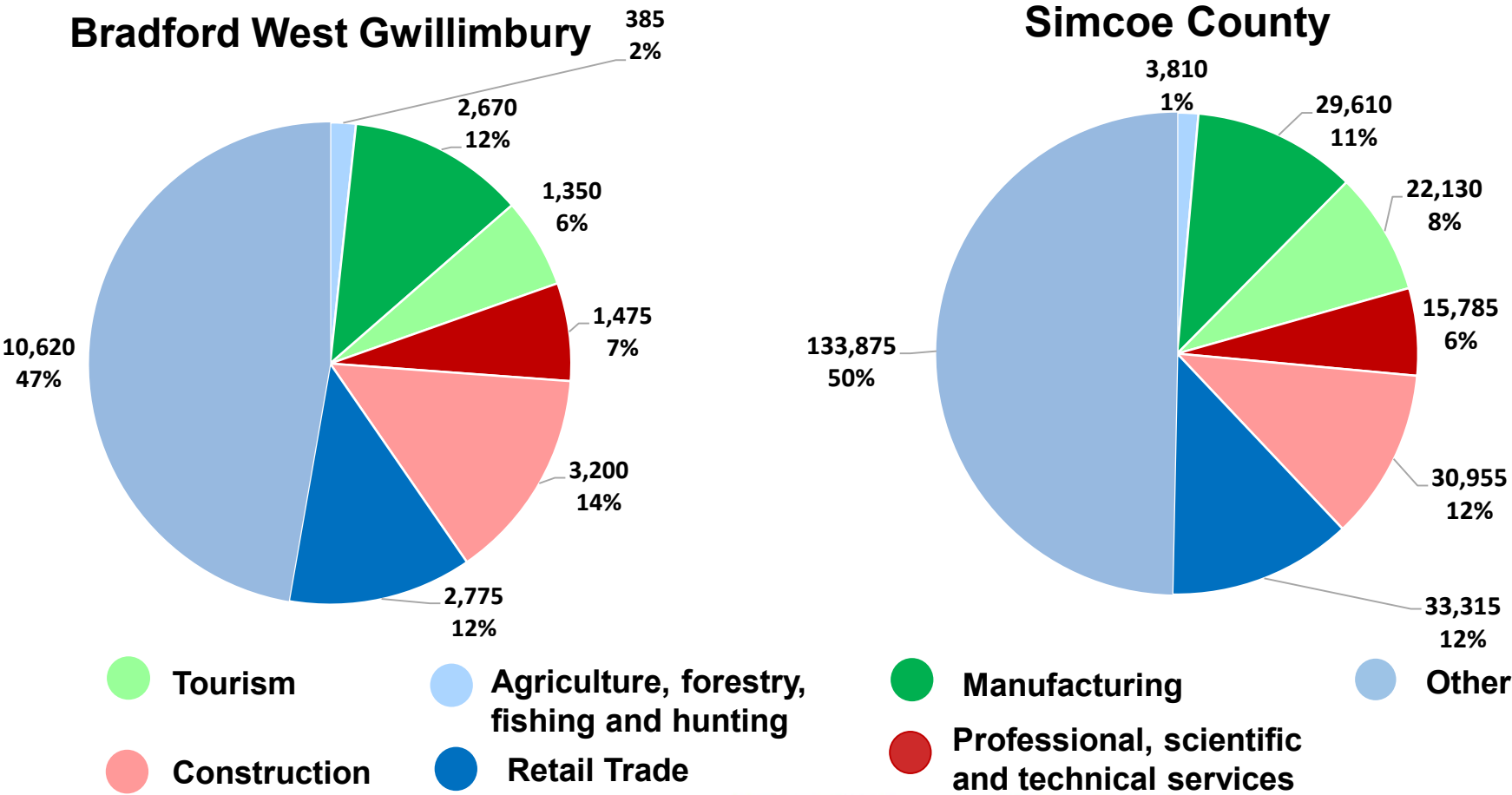
Source: Building Permit Data from Municipality



INDUSTRIES



Sectors of Interest by Job Numbers



Other: Mining, quarrying, and oil and gas extraction; Utilities; Wholesale trade; Transportation and warehousing; Information and cultural industries; Finance and insurance; Real estate and rental and leasing; Management of companies and enterprises; Administrative and support, waste management and remediation services; Educational services; Other services (except public administration); and Public administration.



Industry Growth – Sectors of Interest

Description	2018 Jobs	2023 Jobs	2018 - 2023 Change	2018 - 2023 % Change
Agriculture, forestry, fishing	200	249	49	24%
Manufacturing	1,591	1,833	242	15%
Professional, scientific and technical services	166	209	43	26%
Tourism	1,006	941	-65	-6%



Note, Tourism includes arts, entertainment and recreation; and accommodation and food service industries
Source: EMSI Analyst Dataset 2022.3 Industry Table

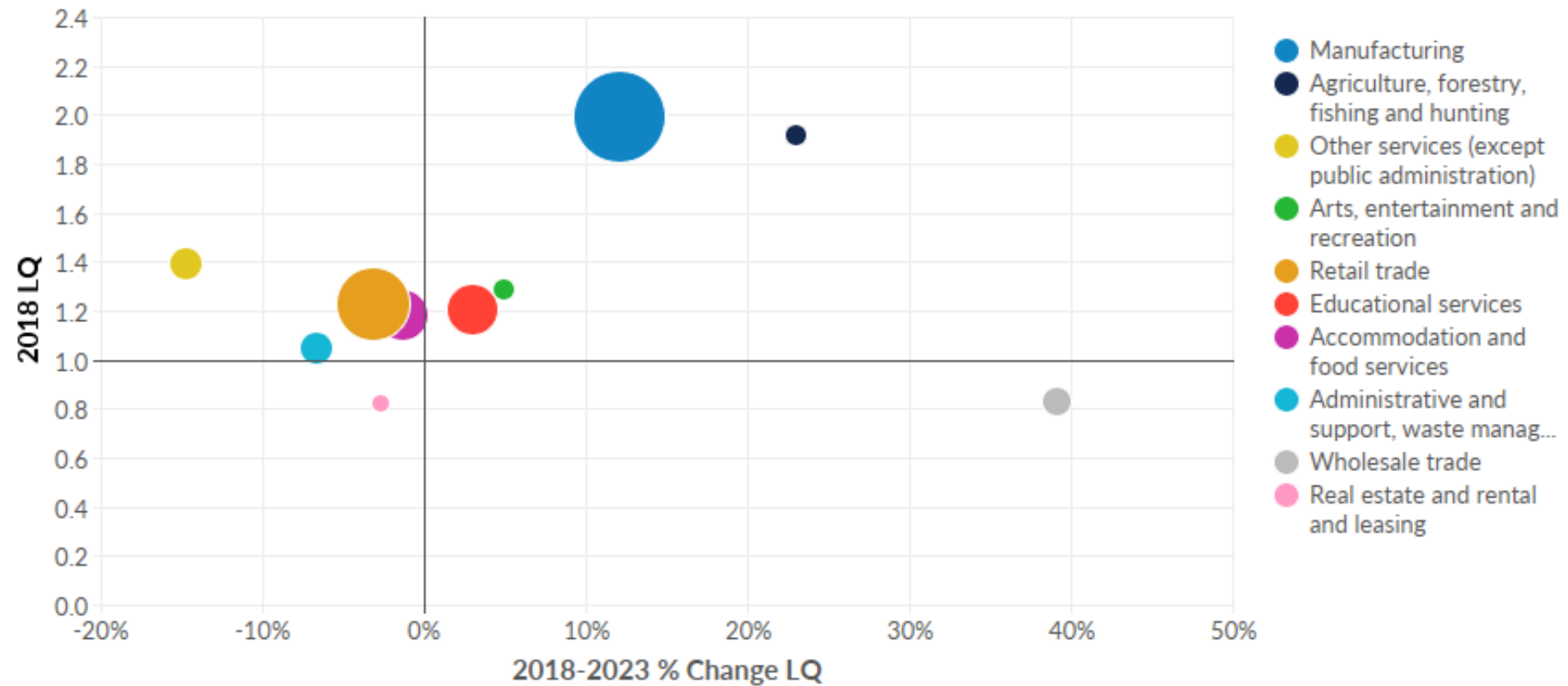
Average Wages – Sectors of Interest (2018-2023)

Description	Bradford West Gwillimbury	Average Wage Simcoe County	Average Wage Ontario
Agriculture, forestry, fishing and hunting	\$31,150	\$31,079	\$31,711
Manufacturing	\$70,163	\$61,065	\$65,498
Professional, scientific and technical services	\$64,132	\$63,232	\$85,918
Tourism	\$24.753	\$26.226	\$30.677



Note, Tourism includes arts, entertainment and recreation; and accommodation and food service industries
Source: EMSI Analyst Dataset 2022.3 Industry Table

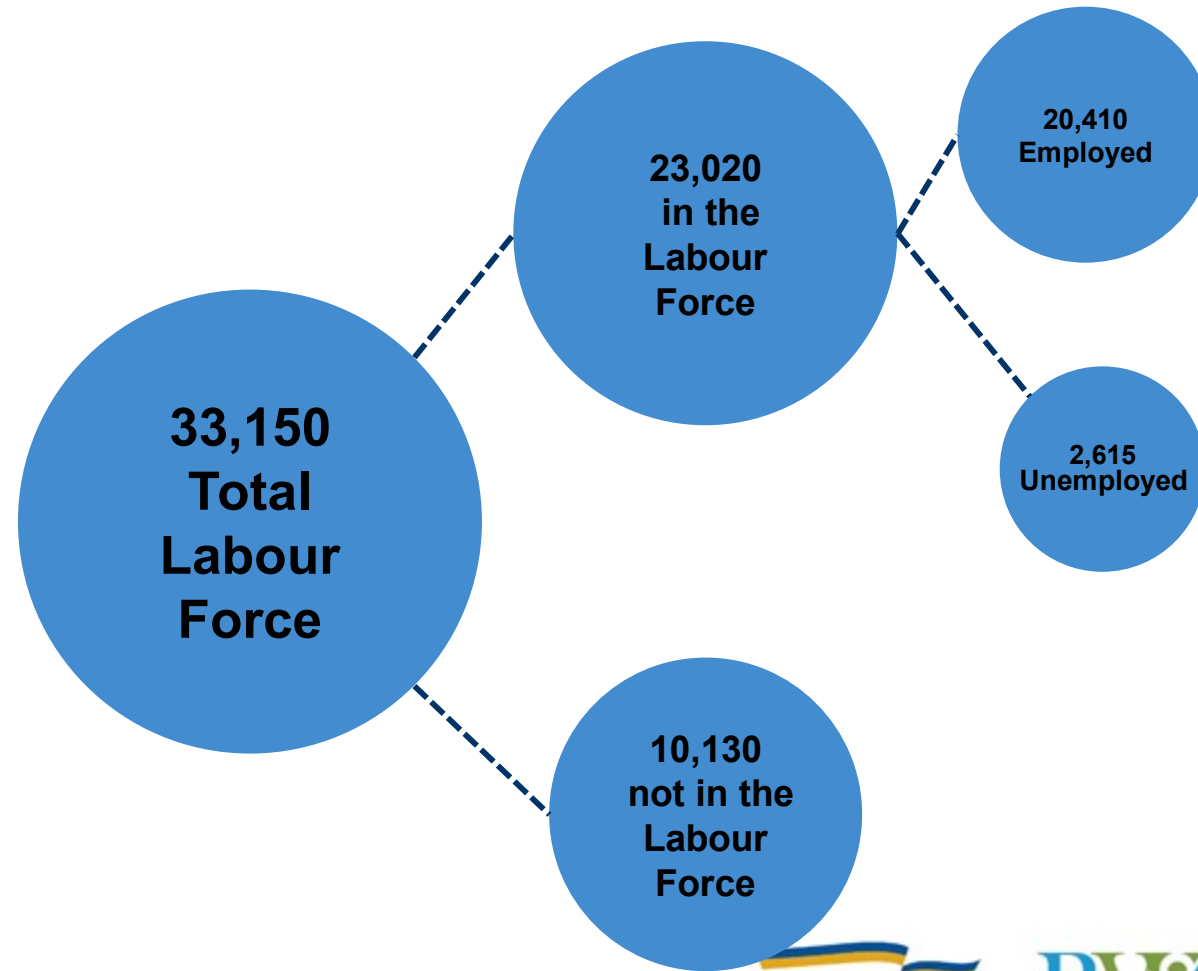
Location Quotient 2018-2023



LABOUR FORCE



Labour Force Overview



Unemployment Rate

Ontario

12.2%

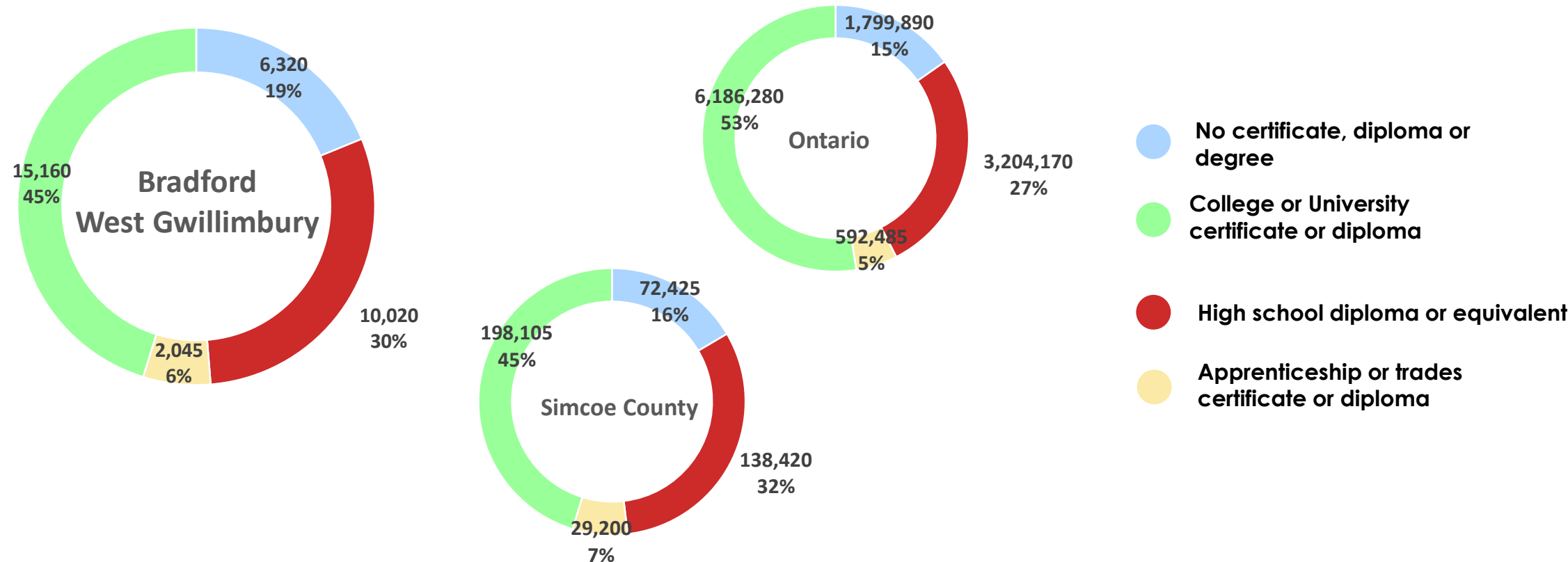
Simcoe
County

11.8%

Bradford
West
Gwillimbury

11.4%

Education Level



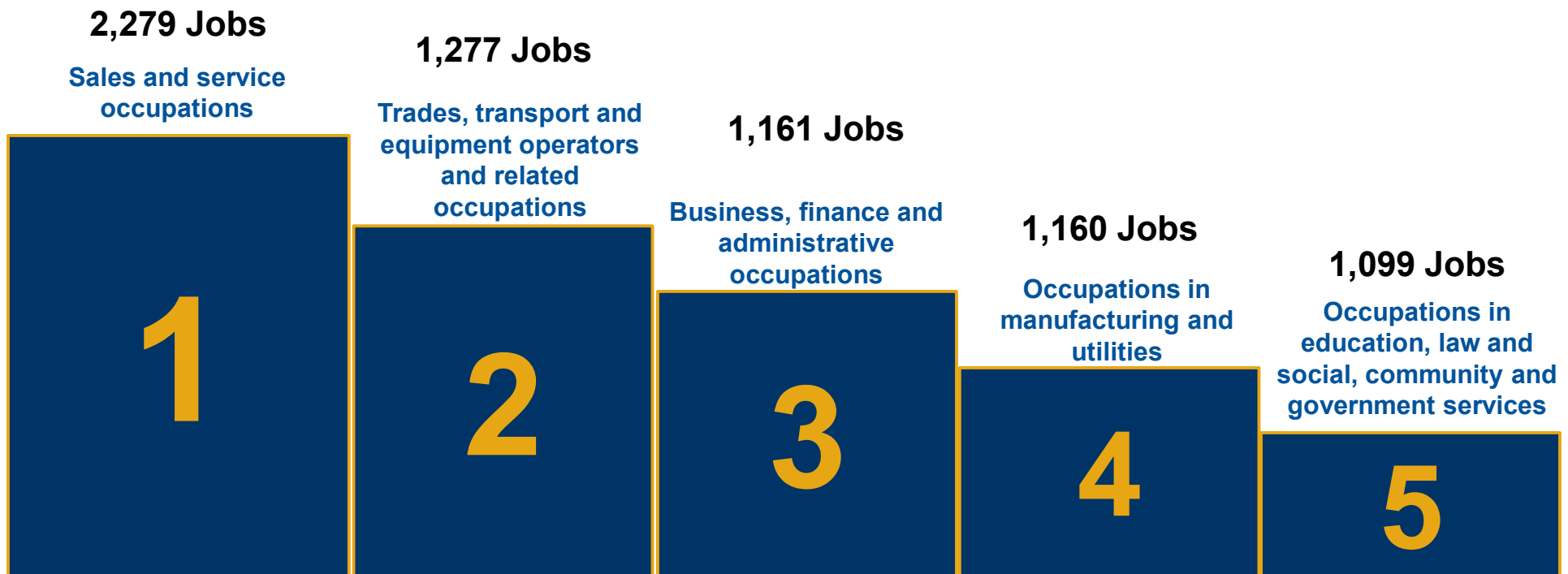
Population & Labour Force within 30km, 2021

Total Population	702,443
Household population 15 years or over for labour force	573,664
In the labour force	401,098
Employed	363,392
Unemployed	37,706
Not in the labour force	172,566

Central Bradford West Gwillimbury– 30km radius



Largest Occupations in 2023



Occupation Growth

Occupation	2016 Jobs	2023 Jobs	Change in Jobs (2016-2023)	% Change
Business, finance and administration occupations	1,161	1,164	3	0%
Health occupations	414	391	-23	-6%
Management occupations	514	537	23	4%
Natural and applied sciences and related occupations	416	454	38	9%
Natural resources, agriculture and related production occupations	241	276	35	15%
Occupations in art, culture, recreation and sport	168	193	25	15%
Occupations in education, law and social, community and government services	1,099	1,198	99	9%
Occupations in manufacturing and utilities	1,160	1,153	-7	-1%
Sales and service occupations	2,279	2,502	224	10%
Trades, transport and equipment operators and related occupations	1,277	1,342	65	5%
Unclassified	160	182	22	14%



Labour Flows

3,555 Residents of Bradford West Gwillimbury work within their own community

8,575 Residents of Bradford West Gwillimbury leave their own community each day for work

8,015 work in non-County communities

560 work in other communities in the County

2,305 non-County residents commute into the Town of Bradford West Gwillimbury each day for work

Data Limitation: These figures do not include persons who do not have a usual place of work. As a result, persons who work from home, outside of Canada or that have no fixed workplace address are not included.



Thank You

Adam Kallio

Manager of Economic Development
County of Simcoe

Adam.Kallio@simcoe.ca

705-726-9300 ext. 1529

Michael Disano

Manager of Economic Development
Bradford West Gwillimbury

mdisano@townofbwg.ca

905-775-5366 ext. 1310

